












MINISTRY OF EDUCATION  
 PRIMARY ENGAGEMENT PROGRAMME  
 GRADE ONE WORKSHEET  
 SUBJECT: MATHEMATICS  
 LESSON: 3 WEEK 3  
 TOPIC: ADDITION PROBLEMS

Name: \_\_\_\_\_ Date: \_\_\_\_\_

**FACT/ TIP:** Some words that mean to add are altogether, sum, in all.





**PRACTICE EXAMPLE:** Read the questions then answer them carefully.

Sam has 4 apples and his friend gives him 5 more. How many apples does Sam have altogether?

4 apples					
+ 5 apples					
_____ 9 apples altogether					

**ON YOUR OWN**

Add to find the answer. Use objects to help you.

1)	<p>There are 5 .</p> <p>There are 2 .</p> <p>What is the sum? <math>5 + 2 =</math> _____</p>
2)	<p>There are 3 .</p> <p>3 more  come.</p> <p>How many in all? _____</p>